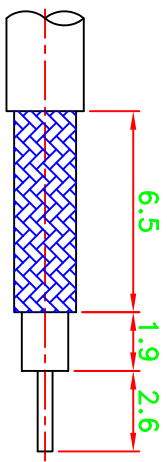


REV	DESCRIPTION \ PER REQUEST	DRAWN	DATE

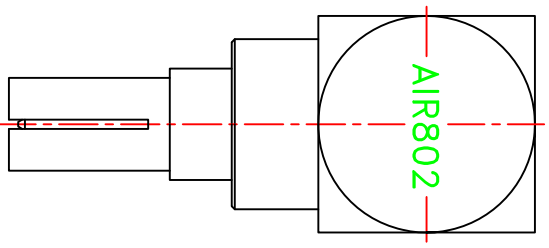
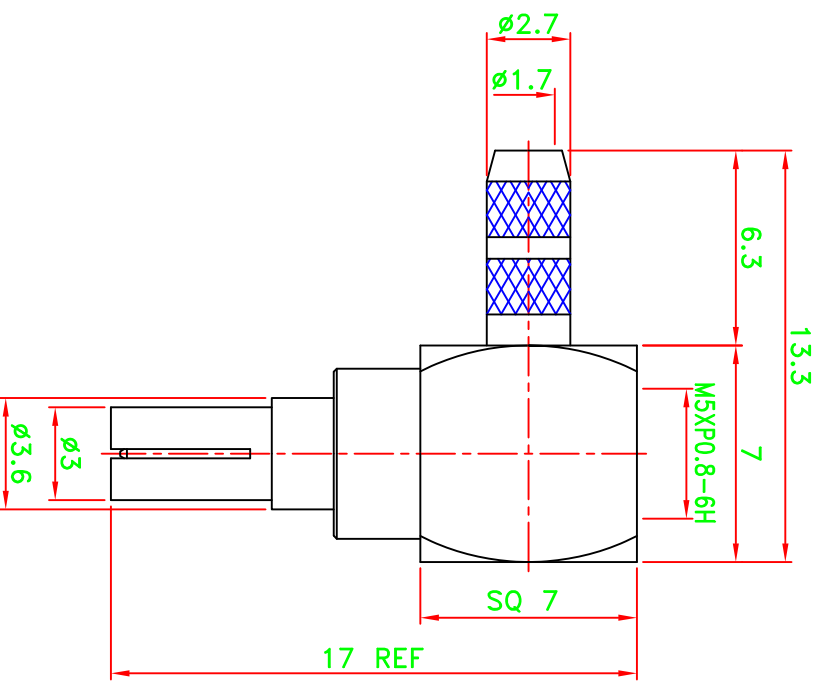
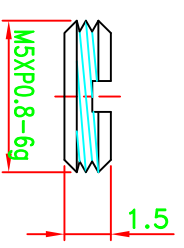
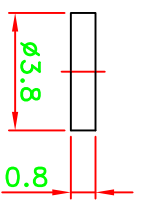
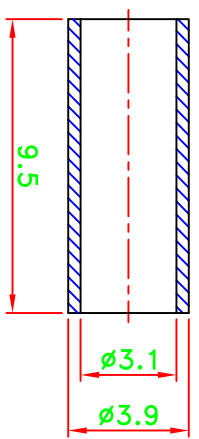
CRIMP SIZES REQUIRED
CONTACT: SOLDER

FERRULE: .128" [3.25mm]

- NOTES:**
1. UNLESS OTHERWISE SPECIFIED ALL DIMENSIONS ARE IN MM.
 2. ALL SPECIFICATIONS ARE SUBJECT TO CHANGE WITHOUT NOTICE AT ANY TIME.



RECOMMENDED
CABLE STRIPPING DIM'S



STAMP: AIR802

COC01R000-000

NO	DESCRIPTION/DRAWING NO. Q'TY	MATERIAL	FINISH
7	SCREW 1	BRASS	GOLD
6	INSULATOR 1	PTFE	NATURAL
5	FERRULE 1	COPPER	GOLD
4	INSULATOR 1	PTFE	NATURAL
3	PIN 1	BRASS	GOLD
2	BODY 1	BRASS	GOLD
1	BODY 1	BRASS	GOLD

PART NO.	CN1CRC9RA
APPROVED	M. Bryant
CHECKED	
DRAWN	Yee
DATE	01/24/14

* MAJOR DIMENSION	UNLESS OTHERWISE NOTED TOLERANCES
	0.5-6 = ±0.2
	6-30 = ±0.4
	30-120 = ±0.6
	120-315 = ±1.0
	ANGLES = ±5°
SCALE	4/1
UNIT	mm

TITLE	CRC9 RIGHT ANGLE CRIMP PLUG
DRAWING NO.	AS-23113-L-TGG
REV	A
FILE NO. W:\??\AS\??\AS-23113-L-TGG	AIR802->20140124

AIR802 LLC