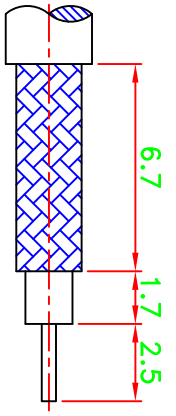
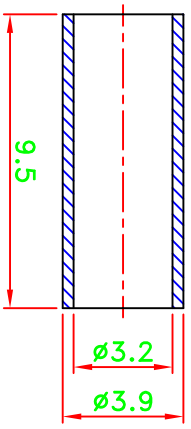
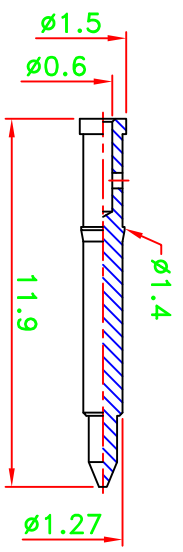


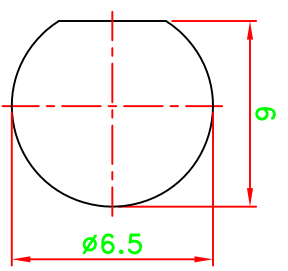
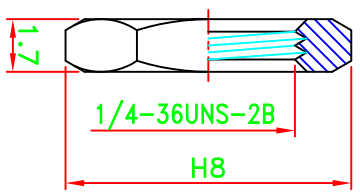
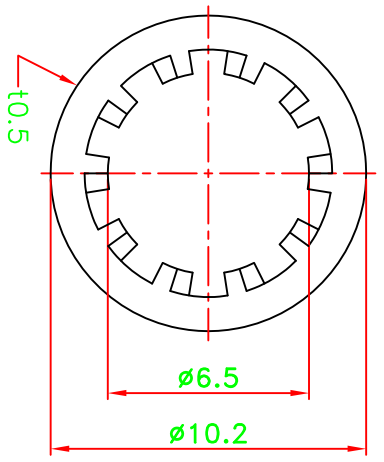
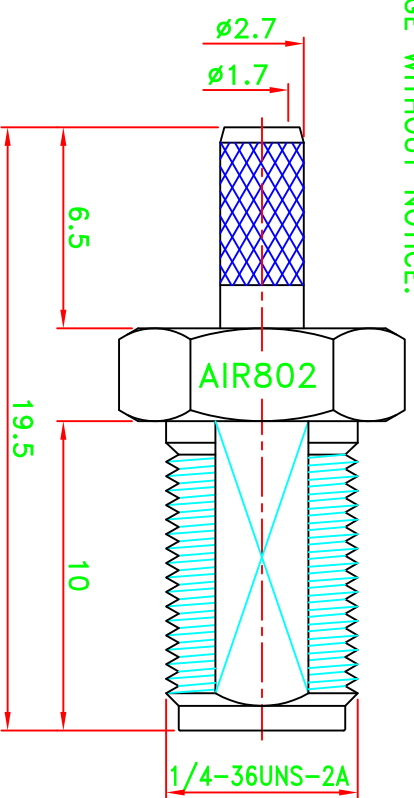
REV	DESCRIPTION \ PER REQUEST	DRAWN	DATE

NOTES:
 1. UNLESS OTHERWISE SPECIFIED ALL DIMENSIONS ARE IN MM.
 2. ALL SPECIFICATIONS ARE SUBJECT TO CHANGE WITHOUT NOTICE.

CRIMP SIZES REQUIRED
 CONTACT: SOLDER
 FERRULE: .128(3.9mm)



RECOMMENDED
 CABLE STRIPPING DIM'S



RECOMMENDED
 MOUNTING HOLE

NO	Description	Qty	Material	Finish
6	Nut	1	Brass	Gold
5	Washer	1	Brass	Gold
4	Ferrule	1	Brass	Gold
3	Dielectric	1	Teflon	None
2	Pin	1	Brass	Gold
1	Body	1	Brass	Gold

70C00V101-005

STAMP: AIR802

PART NO. CN1RSJB	* MAJOR DIMENSION UNLESS OTHERWISE NOTED TOLERANCES	TITLE SMA R/P BULKHEAD CRIMP JACK
APPROVED M. Bryant	0.5-6 = ±0.2 6-30 = ±0.4 30-120 = ±0.6 120-315 = ±1.0 ANGLES = ±1°	DRAWING NO. ASSMA-10402-L-RP-TGG
CHECKED	DATE 01/03/12	REV A
DRAWN WIN	DATE 01/03/12	FILE NO. W:\p\~\AS\ASSMA\ASSMA-10402-L-RP-TGG AIR802->20120103
SCALE 4/1	UNIT mm	

AIR802 LLC