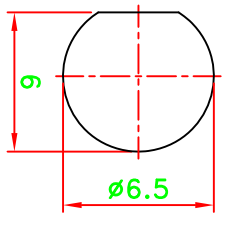
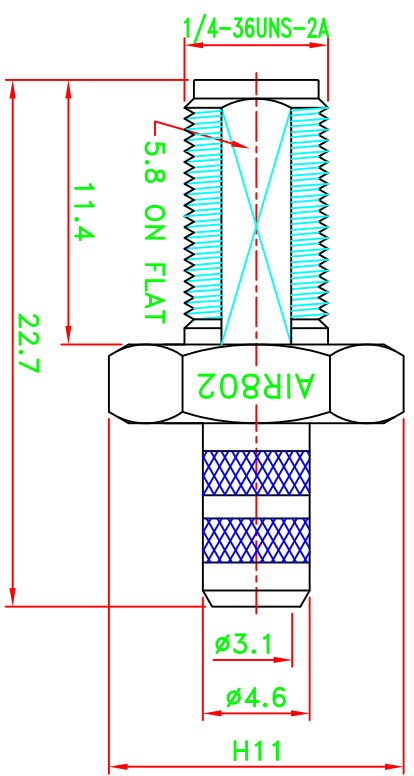
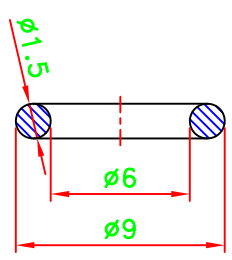
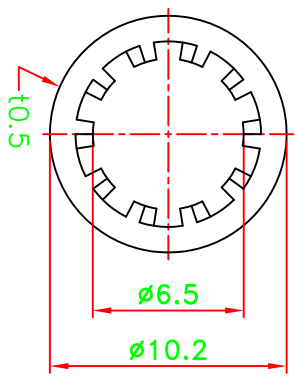
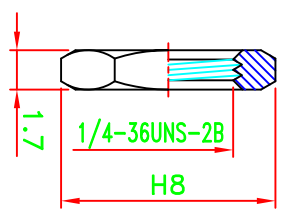


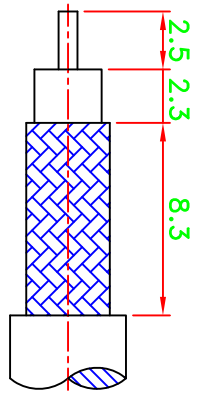
| REV | DESCRIPTION \ PER REQUEST | DRAWN | DATE |
|-----|---------------------------|-------|------|
| | | | |
| | | | |

CRIMP SIZES REQUIRED
CONTACT: SOLDER
FERRULE: .213" [5.4mm]

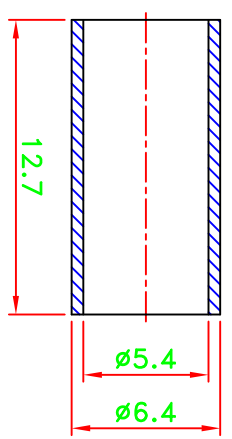
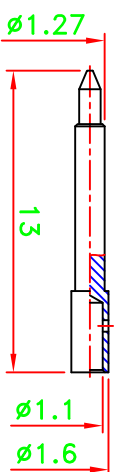
- NOTES:
1. UNLESS OTHERWISE SPECIFIED ALL DIMENSIONS ARE IN MM.
2. ALL SPECIFICATIONS ARE SUBJECT TO CHANGE WITHOUT NOTICE AT ANY TIME.



RECOMMENDED MOUNTING HOLE



RECOMMENDED CABLE STRIPPING DIM'S



| NO | Description | Qty | Material | Finish |
|----|-------------|-----|-------------|--------|
| 7 | Nut | 1 | Brass | Nickel |
| 6 | Washer | 1 | Brass | Nickel |
| 5 | "O" ring | 1 | Rubber | Black |
| 4 | Ferrule | 1 | Brass | Nickel |
| 3 | Dielectric | 1 | Teflon | None |
| 2 | Pin | 1 | Phos Bronze | Gold |
| 1 | Body | 1 | Brass | Nickel |

PART NO. CN2RSJBO

APPROVED M. Bryant DATE 12/17/12

CHECKED DATE 12/17/12

DRAWN Wen DATE 12/17/12

* MAJOR DIMENSION

UNLESS OTHERWISE NOTED TOLERANCES

0.5-6 = ±0.2
6-30 = ±0.4
30-120 = ±0.6
120-315 = ±1.0
ANGLES = ±1°

AIR802 LLC

TITLE SMA R/P BULKHEAD CRIMP JACK

DRAWING NO. ASSMA-10310-F3-RP-TGN
REV A

FILE NO. W:\??~\AS\ASSMA\ASSMA-10310-F3-RP-TGN AIR802->20121218

STAMP: AIR802